



Associations Between Childhood Trauma Characteristics and Theory of Mind in Adults: Results From a Large, Diverse Sample

Claire S. Peterson^{1,2} · Yiwen Zhu^{1,3} · Laura T. Germiné^{4,5} · Erin C. Dunn^{1,5,6,7}

Accepted: 7 September 2022

© The Author(s), under exclusive licence to Springer Science+Business Media, LLC, part of Springer Nature 2022

Abstract

Theory of mind (ToM) is an essential social cognitive process encompassing abilities to represent and understand others' mental states. Although previous reports linked childhood trauma to social cognitive deficits, how *characteristics* of trauma exposure, such as subtype or timing, affect ToM remains unaddressed. Using data from a diverse adult sample ($n = 2200$), we tested whether exposure type and first exposure timing of common childhood trauma associated with ToM. Neither interpersonal loss ($\beta = -0.25$, $p = 0.170$, $[-0.61, 0.10]$) nor child maltreatment ($\beta = -0.21$, $p = 0.369$, $[-0.66, 0.25]$) was associated with lower ToM. There was no effect of timing of age at which trauma was experienced ($F = 2.19$, $p = 0.087$). While we did not identify age-dependent effects, future studies should examine links between timing or chronicity of prospectively reported childhood trauma and social cognition. Understanding of how childhood experiences shape ToM could reveal mechanisms underlying social cognition development and inform prevention efforts.

Keywords Social cognition · Theory of mind · Trauma · Sensitive periods

Introduction

Social cognition refers to learned cognitive capabilities applied to social situations, including emotion recognition and perception, attribution style, and mental inferencing [1–3]. Social-cognitive deficits are associated with a wide

range of adverse physical and mental health outcomes [4–7]. Identifying key determinants of the development of social cognition broadens our understanding of disease etiology across health domains.

Theory of mind is defined as the ability to attribute mental states, such as emotions, desires, and beliefs, to oneself and others. As a higher-order social cognitive process, normative development of the theory of mind requires integrating other cognitive abilities, such as attention, memory, and language [8]. In recent years, there has been increasing interest in studying the causes of impairment in theory of mind, given its critical role in understanding how others think, predicting consequential behavior, and navigating complex day-to-day social interactions appropriately [9, 10]. The process of theory of mind development is complex; however, one of the most prevalent risk factors warranting careful consideration related to the development of theory of mind is traumatic exposure in childhood [11, 12].

Previous work has indicated that childhood trauma might disrupt social perceptions and emotion processing, which could obstruct the development of adaptive social behavior [13–15]. Prior studies on childhood trauma and theory of mind included heterogeneous samples and analyzed a wide range of trauma types. Two important themes have emerged from these findings. First, there is preliminary evidence for

✉ Claire S. Peterson
cspeters@uab.edu

¹ Psychiatric and Neurodevelopmental Genetics Unit, Center for Genomic Medicine, Massachusetts General Hospital, Boston, MA, USA

² Medical Scientist Training Program, Heersink School of Medicine, University of Alabama at Birmingham, Birmingham, AL, USA

³ Department of Epidemiology, Harvard T.H. Chan School of Public Health, Boston, MA, USA

⁴ Institute for Technology in Psychiatry, McLean Hospital, Belmont, MA, USA

⁵ Department of Psychiatry, Harvard Medical School, Boston, MA, USA

⁶ Center On the Developing Child, Harvard University, Cambridge, MA, USA

⁷ Henry and Alison McCance Center for Brain Health, Massachusetts General Hospital, Boston, MA, USA

an association between exposure to childhood trauma and theory of mind deficits in both clinical [4–6, 16–18] and non-clinical adult populations [6, 19]. For example, a population-based study showed small effects of childhood trauma on social cognition, with Cohen's d ranging from under 0.1 (neglect) to 0.3 (physical abuse) [20]. Second, previous theoretical and empirical work suggests the plausibility that different types of childhood trauma, such as neglect versus abuse, might influence social cognitive domains, namely theory of mind, through distinct mechanisms. Empirically, the performance on emotion recognition tasks, a social cognitive domain highly correlated with theory of mind [21], was found to be different between physically abused children and neglected children [14]. A theoretical framework for pathways through which different types of childhood trauma operated have been articulated in the child development literature: on the one hand, neglect may limit opportunities for a child to learn to navigate social encounters through observing the behavior and reactions of others, thus reducing cognitive stimulation and social nurturing [22, 23]. On the other hand, child maltreatment, such as physical abuse or sexual abuse, may lead to a hypersensitive response to aversive stimuli, thereby altering neural circuits, similar to findings associated with fear learning [23].

Whereas the existing literature has substantially contributed to our understanding of how childhood trauma may influence the development of theory of mind, three questions remain unaddressed. First, how do various types of trauma, ranging from child maltreatment to family instability, differentially affect theory of mind development? Although previous studies have alluded to specific cognitive deficits due to different types of exposures, few studies have directly compared the effects of exposure type in one sample [24]. Moreover, while prior studies have shown that interpersonal losses, such as losing a parent or experiencing sudden changes in household structure, can have a profound impact on a child's cognitive development [25, 26], research linking experiences of interpersonal loss during childhood to the specific domain of theory of mind is scarce. Second, *when* might exposure to childhood trauma have the most powerful impact on theory of mind? In other words, it remains unknown whether sensitive periods exist for the effects of trauma on theory of mind development. Sensitive periods are specific windows of time during which human brain development is particularly plastic and, therefore, more responsive to life experiences [27, 28]. Several cognitive domains, such as face processing and language acquisition, have time-dependent growth and plasticity [29–31]. Theory of mind development may be more vulnerable to stressors occurring during specific periods in childhood or adolescence. Identifying whether there are sensitive periods and, if so, when they could occur can provide insight into *how*

childhood trauma shapes adult social cognition and inform more targeted and effective intervention during specific stages of development.

The third question is: can findings to date from clinical population studies be generalized to non-clinical populations? The majority of studies on the effects of childhood trauma on social cognitive functioning have been conducted in clinical cohorts, such as patients with schizophrenia or post-traumatic stress disorder [4–6, 17]. While studies on clinical cohorts are valuable, the findings in clinical populations may not necessarily generalize to population-based samples due to differences in severity of exposures, altered neurocircuitry, and comorbid conditions between patients and general populations [32, 33]. To address these questions, we designed an innovative approach by combining a large non-clinical sample, commonly used in epidemiologic research, with standard methodologies of social cognition studies, allowing us to unite the strengths of both fields. Specifically, we used a well-validated web recruitment site, www.TestMyBrain.org, that collects large datasets for behavioral experiments. Using this approach, we expanded on findings reported by Germine et al. [20]: whereas Germine et al. used a principal component analysis to investigate the effects of childhood trauma composites on multiple social cognitive domains, the current study separated the exposures into two overarching domains; child maltreatment and interpersonal loss. By focusing on timing- and domain-specific effects (rather than constructing a composite score combining effects across time points and domains, as Germine and colleagues did), we aimed to generate findings that could inform targeted prevention and treatment strategies by identifying people who are at higher risk of social cognitive deficits because they were exposed to either a specific form of adversity or within a specific period of time.

The primary aims of the current study were to: (1) determine which types of childhood trauma, if any, were associated with theory of mind deficits in adulthood; and (2) identify whether trauma exposures that occurred at different developmental stages were differentially associated with theory of mind. Consistent with the existing literature, we hypothesized that child maltreatment (such as verbal or physical abuse) would be more strongly associated with impaired theory of mind compared to other forms of adversity [7]. We also hypothesized that evidence for time-dependent effects of trauma exposure on theory of mind development would emerge in our analyses. However, given the dearth of literature, we did not have specific hypotheses regarding which time periods would be more salient.

Method

Web Administration and Sampling

TestMyBrain (TMB) is a citizen science website that uses crowdsourcing methodologies to collect large sample datasets for cognitive experiments [34]. People of all ages from any country worldwide participate in experiments by taking cognitive assessments adapted for the web. In exchange, participants receive feedback on their performance. No explicit advertising or recruitment is conducted. Over 2.5 million people from over 240 countries have participated in studies on TestMyBrain.org since its inception in 2008. Previous studies support that the reliability of data collected through the TestMyBrain website is comparable to data acquired using traditional methods [34]. Research on various domains of cognition using data from the TestMyBrain website has produced convergent results with studies in other population-based samples [35–37].

The current study is based on an analytic sample of 2200 adult participants who visited TestMyBrain between December 21, 2012, and December 2, 2013, and completed a test battery titled “The Social Mind and Life Experiences.” This battery was described to the user as follows: “In this test, we look at your life experiences and aspects of your social brain.” Each participant completed one or two social cognitive functioning measures and social affiliation, followed by the TestMyBrain Childhood Experiences Questionnaire. The Social Mind and Life Experiences battery included an objective instrument to assess theory of mind and other domains of social cognition, including face discrimination, facial memory, and self-reported social motivation, and perceived social support.

Participants provided informed consent before taking part in the study by ticking a box indicating that they agreed to participate. All consenting participants were subsequently prompted to answer questions about their age, gender, race and ethnicity, education, and native language. Participants were then given instructions about the experiment and prompted to proceed to the Reading the Mind in the Eyes test (RMET), beginning with one practice image (Fig. 1). The RMET is a well-validated, sensitive measure for mental inferencing and has demonstrated internal consistency and reliability across sexes [38, 39]. Upon completion of the practice answer, users were shown the correct answer and were told the practice was complete. Following the RMET, participants who reported they were 18 years of age or older were asked to participate in a TestMyBrain Childhood Experiences Questionnaire. Those not yet 18 years old were invited to participate in a different questionnaire with less sensitive questions about their everyday experiences. TestMyBrain collected no personally identifying information at

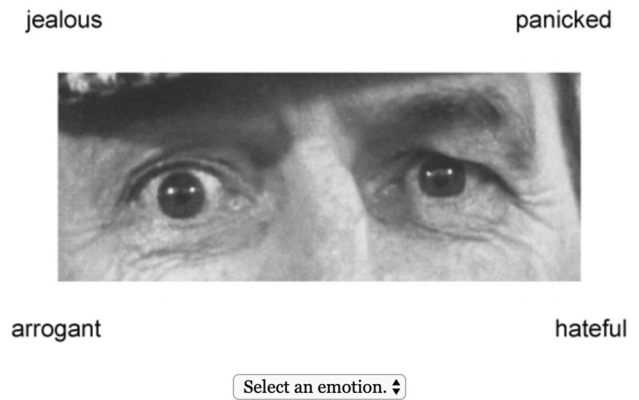


Fig. 1 An illustration of a trial of the RMET measure. Participants were asked to choose from a drop-down menu containing the four possible surrounding adjectives, which best describes the mental state reflected in the eye region’s grayscale image. In this example, the correct answer is panicked. The user was subsequently shown a pop-up which states that the correct answer was ‘panicked’ and that no additional feedback will be given from this point forward in the test

any point. Thus, participation was entirely anonymous. All procedures performed in studies involving human participants were in accordance with the ethical standards of the institutional and/or national research committee and with the 1964 Helsinki declaration and its later amendments or comparable ethical standards. The study and consent procedure received approval from the Harvard University Committee on the Use of Human Subjects in Research (CUHS).

Exclusions

We restricted our analyses to native English speakers and removed non-native English speakers ($n = 1347$; 35.3%) and missing responses for native language ($n = 253$; 7%). We decided to impose the language restriction for the following reasons: first, language ability and acquisition are fundamental to the development of theory of mind, and different processes of language acquisition during development may thus result in heterogeneity of theory of mind assessed using native versus non-native languages [40–44]. Additionally, the instrument used to measure theory of mind, RMET, heavily relies on vocabulary [45] and can be biased by cultural and language barriers [46].

Compared to people who were excluded due to missingness and other exclusion criteria, the analytic sample was more likely to include female, older, and White individuals, who perceived themselves as more socioeconomically disadvantaged and were born to parents whose education was limited to a high school degree (Supplemental Table S1). Individuals in the analytic sample were also more likely to have experienced verbal abuse, but less likely to have been exposed to parental divorce or parental

incarceration (Supplemental Table S1). As sample missingness was patterned by sociodemographic factors, bias may arise from a complete case analysis [47].

In the analyses of exposure timing and RMET scores, of the 1889 participants who reported exposure to trauma

(Table 1), 338 participants did not report their age at exposure to child maltreatment; 94 participants omitted their ages at exposure to interpersonal loss. Thus, we further excluded them from the timing-focused analyses, which yielded a secondary analytic sample of 1457 participants.

Table 1 Distribution of demographic characteristics in the total TestMyBrain (TMB) analytic sample (n = 2200) and demographic characteristics by exposure childhood trauma

	Total sample	Exposed to any trauma		Exposed to any childhood maltreatment		Exposed to any interpersonal loss	
	N (% ^A)	N (% ^B)	p value ^C	N (% ^B)	p value ^C	N (% ^B)	p value ^C
Gender			0.75		0.575		0.469
Female	1458 (66.3)	1253 (66.3)		1186 (66.5)		629 (65.5)	
Male	742 (33.7)	636 (33.7)		597 (33.5)		332 (34.5)	
Age			0.039		0.018		< 0.001
18–25	919 (41.8)	773 (40.9)		725 (40.7)		424 (44.1)	
26–35	539 (24.5)	465 (24.6)		435 (24.4)		254 (26.4)	
36–45	293 (13.3)	267 (14.1)		256 (14.4)		134 (13.9)	
46–55	253 (11.5)	214 (11.3)		204 (11.4)		99 (10.3)	
56+	196 (8.9)	170 (9.0)		163 (9.1)		50 (5.2)	
Race/ethnicity			< 0.001		< 0.001		< 0.001
Hispanic	104 (5.2)	97 (5.6)		92 (5.7)		60 (6.7)	
White	1637 (81.2)	1377 (79.6)		1293 (79.5)		696 (77.9)	
Black	88 (4.4)	81 (4.7)		73 (4.5)		51 (5.7)	
Other	187 (9.3)	174 (10.1)		169 (10.4)		86 (9.6)	
NA	184 (8.4)	160 (8.5)		156 (8.7)		68 (7.1)	
Education			0.008		0.053		< 0.001
Less than high school	14 (0.7)	12 (0.7)		12 (0.7)		5 (0.6)	
High school	309 (14.7)	280 (15.5)		264 (15.5)		194 (21.3)	
Some college	813 (38.6)	711 (39.3)		668 (39.2)		383 (42.1)	
College degree	523 (24.8)	436 (24.1)		409 (24.0)		183 (20.1)	
Masters or higher	448 (21.3)	370 (20.5)		353 (20.7)		144 (15.8)	
NA	93 (4.2)	80 (4.2)		77 (4.3)		52 (5.4)	
Parental education			< 0.001		< 0.001		< 0.001
Less than high school	126 (6.1)	117 (6.6)		116 (6.9)		65 (7.3)	
High school	787 (37.9)	709 (39.8)		668 (39.7)		398 (44.5)	
Some college	581 (27.9)	495 (27.8)		469 (27.9)		252 (28.2)	
College degree	323 (15.5)	257 (14.4)		243 (14.4)		96 (10.7)	
Masters or higher	262 (12.6)	204 (11.4)		188 (11.2)		83 (9.3)	
NA	121 (5.5)	107 (5.7)		99 (5.6)		67 (7)	
Perceived socioeconomic status			< 0.001		< 0.001		< 0.001
Much lower	185 (8.6)	181 (9.8)		172 (9.8)		142 (15.1)	
Lower	478 (22.2)	444 (24.0)		429 (24.5)		270 (28.6)	
Same	825 (38.3)	697 (37.6)		644 (36.8)		326 (34.6)	
Higher	531 (24.6)	420 (22.7)		394 (22.5)		160 (17.0)	
Much higher	136 (6.3)	111 (6.0)		109 (6.2)		45 (4.8)	
NA	45 (2.0)	36 (1.9)		35 (2)		18 (1.9)	

Cell contents include total analytic sample frequency as well as frequency and percent by demographic group and exposure status. Percentages represent those out of the total analytic sample (n = 2200) regardless of exposure status. A: Percentages represent the proportion of participants in the analytic sample regardless of trauma exposure; B: Percentages represent the proportion of participants among who were exposed by trauma exposure; C: Chi-squared tests were performed to examine whether the distribution of demographic covariates was significantly different by reports of trauma exposure

Measures

Theory of Mind

Theory of mind was measured with the Reading the Mind in the Eyes test (RMET), which is the measure currently recommended by the National Institute of Mental Health (NIMH) to assess mental and emotional perspectives [48]. The RMET is one of the most popular adult measures for theory of mind ability. It has been validated across adult populations of different races and has been shown to capture a wide range of social cognitive impairments reliably [49]. Low scores have been associated with various psychiatric conditions, such as antisocial personality disorder, bipolar disorder, and autism spectrum disorder [50–52]. In this test, participants were shown 36 Gy-scale images of the eye regions of human faces and were asked to select which of four complex-emotion words best described each pair of eyes' mental state. The four adjectives were presented, one at each corner of the image of the eyes (Fig. 1). These images included the eyes of both genders [39]. The highest total possible score was 36, representing the sum of correct emotion identifications. Scores below 22 are considered to indicate some degree of impairment, whereas scores between 26 and 30 are considered within the normal range, and scores above 30 are considered to be above average [49].

Childhood Trauma

The TestMyBrain Childhood Experiences Questionnaire assessed retrospective self-report experiences of childhood trauma birth to 17 years of age. This 25-item questionnaire was adapted from three established measures of childhood adversity and trauma exposure commonly used in epidemiological studies: (1) the Adverse Childhood Experiences Scale [53]; (2) Conflict Tactics Scale [54]; and (3) Composite International Diagnostic Interview [55]. The questionnaire has been used in prior research to study the effects of childhood adversity on social cognition and social affiliation [20]. An abridged version appears in the Supplemental Materials. Participants who reported being exposed to childhood trauma only at age 18 were dropped from the analysis, as we wanted to restrict the analysis to those that experienced trauma before adulthood.

The current study focused on two types of childhood trauma—childhood maltreatment and interpersonal loss—as described in detail below. These two domains were chosen because they mirror sub-classifications of trauma exposure used by the World Health Organization (WHO) World Mental Health Survey and in previous studies on trauma and stress-related disorders [56–58]. Participants were initially asked if each traumatic event occurred. For each traumatic event endorsed, participants reported their

age (in years) of their first exposure. Using this data, we created three categories for age at first exposure, which were aligned with previous research [27, 59, 60]: early childhood (age 0–5 years), middle childhood (ages 6–10 years), and adolescence (ages 11–17). A main objective of this study was to test the existence of a sensitive period of childhood trauma on adult theory of mind ability. Therefore, categories were constructed to align with prior literature and capture a developmental window during which social cognitive development may be more easily modifiable in response to traumatic exposure. In comparison to including age of exposure as a continuous variable, the categorization of exposure age allowed us to test sensitive period hypothesis that there were nonlinear associations with theory of mind. Exposure to child maltreatment was determined by at least one affirmative response (“yes”) to any of five items: (1) domestic violence; (2) physical abuse; (3) fear of abuse; (4) verbal abuse; and (5) sexual abuse. Exposure to interpersonal loss was determined by at least one affirmative response to any of the three items, which ascertained participants' experiences with: (1) parental death; (2) parental divorce; (3) parental imprisonment or incarceration of a parent or caregiver (see Supplemental Materials for specific items and details about the coding of childhood trauma items).

Covariates

We included the following covariates in all multiple regression models: gender (male/female); participant age at time of testing (in years); race and ethnicity (Hispanic, White, Black, other); highest attained education (less than high school, high school, some college, college completion, master's, doctorate); highest attained parental education (same categories as highest attained education); and self-perceived childhood socioeconomic status compared to the average household for other families in the same part of the country (much lower, lower, same, higher, much higher). These covariates were selected since they capture constructs that have been routinely included in prior studies, because each has been linked to some degree to childhood trauma exposure, social cognition, or both [17, 41, 61, 62, 67].

Previous studies have shown that gender, race/ethnicity, and measures of socioeconomic status such as education and parental education may be linked to different patterns of trauma exposure [41, 61, 62]. For example, prior reports have found that child maltreatment disproportionately affects the black and Hispanic populations [63, 64]. Moreover, these factors may also have an impact on the development of theory of mind [41, 61, 62]. Racial/ethnic differences were also identified in the literature, largely due to biases of the existing measurements that were developed primarily for White populations [65]. Because these covariates could potentially be causes of differences in trauma exposure and theory of

mind, they would open a back-door path between the exposure and the outcome in our analyses, and lead to a spurious association [66]. To minimize these potential sources of confounding, we adjusted for all the listed covariates above in all analyses.

Missing Data

To reduce potential bias and minimize loss of power due to item non-response variables, we conducted all analyses using a multiply imputed dataset among all native English speakers for the covariates included in the models using the MICE package in R [68]. All exposure, covariate, and outcome information were included in the imputation models. Combined estimates from 20 imputed datasets were reported for all subsequent analyses. Results of a complete case analysis are also presented, for comparison.

Statistical Analysis

We first conducted univariate and bivariate analyses to examine the distribution of covariates and trauma exposure in the total analytic sample. For the primary analyses, we fit a set of multiple linear regression models to determine whether exposure to each trauma type (child maltreatment versus interpersonal loss) and the timing of first exposure were associated with theory of mind. With Model 1, we tested for the presence versus absence of exposure to any trauma, childhood maltreatment, or interpersonal loss in the primary analytic sample to identify any potential association with RMET scores. Model 2 examined the potential time-dependent effects of trauma by assessing the impact of age at first exposure to each trauma type (coded as 1 = early childhood (ages 0–5), 2 = middle childhood (ages 6–10), 3 = adolescence (ages 11–17), versus 0 = never exposed to any trauma, as the referent group) in the secondary analytic sample ($n = 1457$). The age variable examined in Model 2, age at first exposure, differs from the age covariate which is the participant age at the time of responding to the survey.

In secondary analyses, we repeated the analyses described above but focused on distinctions between the five items of childhood maltreatment and the three interpersonal loss exposures. To see if the effect of traumatic exposure on theory of mind differed by gender, we also tested interactions between gender and traumatic exposure for each trauma type. All analyses were performed in *R*.

Results

Sample Characteristics and Distribution of Exposure to Trauma and RMET Scores

Our analytic sample was predominantly comprised of women (66.3%, $n = 1458$) and White (81.2%) young adults between the ages of 18 and 25 years old (41.8%) (Table 1). The mean RMET score in the analytical sample was 28.3 ($SD = 3.99$), within the normal range. The RMET scores were patterned by gender, race and ethnicity, education, and parental education. Specifically, RMET scores were higher in females, Whites, and people with higher levels of education.

Most participants (85.8%) reported experiencing some type of childhood trauma, with most of those in the total analytic sample reporting child maltreatment (80.0%) and roughly half (58.4%) of those reporting experiences of interpersonal loss. The prevalence of exposure to any trauma and interpersonal loss was higher in younger adult participants (ages 18–25) than older participants (ages 26–60), White, and better-educated participants. In addition, exposure to child maltreatment was more prevalent among White participants with parents whose education was limited to a high school degree (Table 1).

As shown in Table 2, the most frequently reported trauma subtypes were verbal abuse (48.7%), physical abuse (45.4%), and fear of abuse (40.9%); parental death was the least reported (9.3%). The age of initial exposure varied by trauma type. For instance, the first occurrence of parental death was more commonly reported in adolescence (ages 11–17), while first occurrences of physical and verbal abuse were more widely reported throughout early and middle childhood (ages 0–5, and ages 6–10 respectively) (Table 2).

Overall, there was considerable variability in the degree of correlation between individual trauma subtypes ($r = 0.01–0.79$). Specifically, some maltreatment subtypes were highly and positively correlated (e.g., verbal abuse and sexual abuse, $r = 0.70$), while other types, such as violence between caregivers, had little correlation with other subtypes of maltreatment ($r = 0.01–0.22$). The correlations among the subtypes of interpersonal loss were weak to moderate ($r = 0.30–0.58$). Between maltreatment and interpersonal loss subtypes, correlations ranged from $r = 0.09$ to 0.79, with parental death and verbal abuse being the most strongly correlated (Supplemental Table S2).

Association between Adversity and RMET Scores

As shown in Table 3, results from Model 1 suggested no association between exposure to any trauma ($\beta = -0.34$,

Table 2 Distribution of reported exposure to specific trauma types in the secondary analytic sample (n = 1457) and by age at first exposure

Trauma exposure	Age at first exposure (category)									
	Exposed		Age at first exposure (year)		Ages 0–5		Ages 6–10		Ages 11–17	
	N	% ^A	Mean	SD	N	% ^B	N	% ^B	N	% ^B
<i>Child Maltreatment</i>	1165	80.0	6.21	3.83	610	52.4	380	32.6	175	15.0
Violence between caregivers	382	26.2	6.07	3.93	189	49.4	149	38.9	44	11.5
Physical Abuse	662	45.4	7.05	4.08	299	45.0	223	33.6	140	21.1
Fear of Abuse	596	40.9	6.56	3.79	303	50.8	199	33.4	94	15.8
Sexual Abuse	367	25.2	8.31	4.00	108	29.2	150	40.5	109	29.5
Verbal Abuse	709	48.7	7.53	3.86	257	36.3	282	39.8	170	24.0
<i>Interpersonal Loss</i>	851	58.4	7.59	5.02	344	40.4	226	26.6	281	33.0
Parental Death	136	9.3	10.46	4.68	24	15.3	39	24.8	73	46.5
Parental Divorce	724	49.7	7.54	5.19	305	40.2	172	22.7	247	32.5
Parental Incarceration	162	11.1	8.70	4.65	43	25.4	62	36.7	57	33.7

Cell contents include exposure frequency and percent by adverse experience and initial exposure age. A: Percentages represent the portion out of the secondary analytic sample, those that reported an age at exposure (n = 1457). B: Percentages represent the portion out of those exposed to that type of trauma with a reported age at exposure

Table 3 Results of linear regression models examining associations between characteristics of exposure to trauma and RMET scores

	Any Trauma				Maltreatment				Interpersonal loss			
	Beta	LL	UL	p-value	Beta	LL	UL	p-value	Beta	LL	UL	p-value
<i>Model 1: presence of exposure</i>												
Exposure to any trauma	-0.34	-0.84	0.17	0.189	-0.21	-0.66	0.25	0.369	-0.25	-0.61	0.10	0.170
<i>Model 2: age at first exposure</i>												
Ages 0–5	-0.29	-0.86	0.28	0.308	-0.13	-0.68	0.42	0.635	-0.38	-0.89	0.14	0.529
Ages 6–10	-0.65	-1.28	-0.01	0.045	-0.43	-1.03	0.17	0.164	-0.39	-0.98	0.21	0.524
Ages 11–17	-0.70	-1.41	0.01	0.053	-0.49	-1.24	0.25	0.196	-0.53	-1.06	0.01	0.105

Model 1 is the association between trauma type (exposed versus unexposed) and Reading the Mind in the Eyes test (RMET) score in the primary analytic sample (n = 2200). Model 2 is the association between the trauma type by age group of first exposure and RMET score in the secondary analytic sample (n = 1457). In this model, the referent group was those never exposed to any trauma. Maltreatment trauma types include: domestic violence, physical abuse, fear of abuse, sexual abuse, and verbal abuse. Interpersonal loss types include: parental death, parental divorce, and parental incarceration. Cell entries are the betas, confidence intervals, and p-values examining the effect of each traumatic event. LL refers to lower confidence level. UL refers to upper confidence level. Significant values are p-values < 0.05.

p = 0.189, 95% CI [-0.84, 0.17]), child maltreatment (β = -0.21, p = 0.369, 95% CI [-0.66, 0.25]), or interpersonal loss (β = -0.25, p = 0.170, 95% CI [-0.61, 0.10]) and theory of mind after adjusting for covariates.

For Model 2, we found no evidence for an overall effect of age at the first exposure, as indicated by an omnibus F-test comparing the fit of the models with versus without the exposure age variable (F = 2.19, p = 0.087). Similarly, for maltreatment (F = 0.95, p = 0.418) and interpersonal loss (F = 1.15, p = 0.328), age at the first exposure did not seem to have an overall effect. None of the individual age groups had significant findings in relation to the Reading the Mind in the Eyes score.

The secondary analysis exploring the interaction between gender and trauma exposure on RMET scores revealed that among female participants, exposure to any trauma was linked to lower RMET scores (β_{trauma} = -0.76, p-value = 0.016, 95% CI [-1.37, -0.14]). However, male participants exposed to any childhood trauma on average had higher RMET scores compared to unexposed male participants (β_{trauma x male} = 1.22, p-value = 0.017, 95% CI [0.22, 2.26]). In Model 2, the interaction between gender and timing of trauma exposure also suggested that for male participants, exposure to childhood trauma during ages 0–5 was associated with higher RMET scores (β_{trauma 0–5 yrs x male} = 1.46, p-value = 0.009, 95% CI [0.37,

2.55]). Specifically, among male participants, experiences of interpersonal loss between the ages of 0–5 were associated with better RMET performance ($\beta_{\text{loss 0-5 yrs x male}} = 1.25$, $p\text{-value} = 0.011$, 95% CI [0.28, 2.22]). No other age groups had significant findings in relation to the Reading the Mind in the Eyes score. Results are presented in Table S4 and Figure S2.

No effect of developmental timing was identified in the follow-up analyses either (Supplemental Materials Table S5).

Discussion

Using data from a diverse population-based sample, we examined how features of exposure to childhood trauma may be associated with theory of mind in adulthood. The main finding from this study is that exposure to childhood trauma is not simply associated with adult theory of mind. Additionally, there was no evidence of a sensitive period effect for trauma on theory of mind. Our results are congruent with those of another large, population-based prospective study, which showed a lack of association between developmental timing effects on emotion recognition, another social cognition domain [69].

Interestingly, the lack of association between child maltreatment and theory of mind in our study does not align with findings from several other studies demonstrating that exposure to child maltreatment, specifically physical and sexual abuse, had a robust association with theory of mind ability [5, 13, 17, 21]. The divergence could potentially be explained by differences in study samples: most previous studies focused on associations among patients with clinical diagnoses of psychiatric disorders (such as bipolar disorder, schizophrenia, and post-traumatic stress disorder), who might have been exposed to more extreme forms of maltreatment.

Another source of discrepancy is the differences between measures used between studies: as noted in a previous report, the measure of theory of mind in our study, RMET, focuses on measuring emotion perception [70], whereas other measures of theory of mind, such as the short story or false belief test focus on measuring one's mental inferencing ability. In other words, the RMET captures the comprehension dimension of theory of mind, but not prediction. Conversely, short story and false belief tests primarily measure one's ability to predict another's future behavior or reaction. Nonetheless, the RMET is a widespread social cognitive metric and has been validated for remote administration. We were not able to assess the severity of child maltreatment in our study, and thus the effects of maltreatment might have been heterogeneous, especially given the wide range of resilience represented in a large non-clinical sample.

A perhaps counterintuitive finding emerged in the secondary analysis: trauma exposure was associated with higher theory of mind among male participants. We offer three possible explanations. First, there could be residual confounding by unmeasured sociodemographic characteristics. For example, if the male participants in our sample who were exposed to childhood had higher levels of social support than the unexposed male participants, then we would expect a positive association between trauma and theory of mind, because of confounding by social support.

Second, childhood trauma may differentially impact the cognitive development of men and women. Similar findings were identified in a prior study: in a US cohort of adolescents, among male participants, traumatic stress exposure was associated with better emotion identification abilities, but the trauma exposed female participants had lower emotion identification abilities [71]. The differences in social cognition development following traumatic experiences may reflect different patterns of response to stress and psychopathology among male versus female individuals or differences in the severity of abuse experienced by participants of different sexes. Specifically, trauma exposure in early life may lead to higher levels of internalizing symptoms in women and higher externalizing symptoms in men [72]. Differences in psychopathology can in return cause alterations in emotional processing: externalizing symptoms may not be linked to decreased accuracy in emotion-labeling, whereas internalizing symptoms could impair children's abilities to recognize happiness and anger [73]. However, given that results on gender-based differences in the effect of trauma on social cognition remain inconsistent, this finding needs to be further explored in large, prospective cohorts to further tease apart the mechanisms at play.

Third, childhood adversity exposure may also have some promotive health effects. Related work from our group and others has empirically shown that some individuals develop positive stress-adapted skills in response to traumatic exposure [74, 75]. That is, stressful conditions may evoke an ability that is advantageous to survival, which in turn promotes success. In this way, childhood adversity may operate at times as a kind of plasticity factor [76]. Our result of young males exposed to interpersonal loss was linked to higher RMET scores aligns with the idea that early-life stress increases the risk for atypical neural circuit development. However, atypical development does not necessarily imply deficiency [77]. For example, child neglect due to interpersonal loss may have increased anxiety and bias toward recognizing negative facial expressions (e.g., fear or anger), thus heightening vigilance that could promote beneficial stress-adapted skills to survive in adverse environments.

Our study has several strengths worth noting. First, by administering measures remotely via an innovative citizen-science based approach, we provided total anonymity to

respondents, thereby maximizing the likelihood of honest retrospective reporting. Second, the survey design also lessened potential participant bias as the title and description of the test battery did not reveal the assessment content. In other words, the test battery participants selected did not indicate that they would be asked explicitly about childhood trauma, thus minimizing self-selection bias. Third, the current study complements existing research on trauma and social cognition in clinical samples by examining specific links between characteristics of trauma during childhood and theory of mind development using a large population-based sample of native English speakers. Compared to previous clinical studies, findings from the current study may be more generalizable across populations.

We also recognize that our study has several limitations. First, although retrospective self-reporting is a standard method used in large population-based samples, it is subject to memory bias or recall error. As shown in recent research, there can be poor agreement between retrospective and prospective childhood trauma reports [78]. As prospective and retrospective reporting may identify different groups of individuals, findings from future prospective studies are needed to elucidate whether we might observe different patterns of associations with theory of mind development across the two groups. Second, there was substantial missingness in the initial age of maltreatment occurrence, which limited our analysis of time-dependent trauma effects, especially for exposures that were likely more chronic in their occurrence. Specifically, participants were least likely to report age of onset for reoccurring exposures such as child maltreatment, particularly physical abuse (56%), in contrast to single-event trauma, such as parental death, parental divorce, and parental incarceration, which had rates of completion as high as 90%. Similar missing data patterns for age at exposure were observed in another study with repeated, prolonged, and developmentally adverse traumatic experiences throughout childhood, such as verbal abuse, physical abuse, and fear of abuse [79]. Additionally, it is important to note that childhood neglect was excluded from this study as the number of participant response to the neglect-related items was substantially above (32%) the recommended threshold of missingness for imputation (20%). While the multiple imputation approach to addressing missing data used in our study reduces potential bias and loss of efficacy, it is important to note that the approach assumes that the data were missing at random, the missing random variables followed certain parametric distributions conditionally, and the imputation models were correctly specified. These assumptions are not empirically verifiable and therefore the results should be interpreted with the assumptions in mind. It is possible participants were able to recall the childhood experience of maltreatment, but were uncertain about their age at initial occurrence because of the repeated chronic exposure to one

or multiple types of trauma. Repeated exposure to trauma would likely have a more significant impact on theory of mind and be linked to a lower ability than single instances [80]. Future research should investigate the specific effect of repeated child maltreatment compared to repeated cases of interpersonal loss. Lastly, a web-based approach may induce selection bias and impact the magnitude of estimated associations between childhood trauma and theory of mind. People who have struggled with deficits in cognitive abilities may choose to participate in seeking validation for their personal experiences.

In summary, to ascertain the developmentally sensitive effects of exposure more accurately to childhood trauma on social cognition, future population-based studies with repeated prospective reporting of childhood trauma are needed, where more characteristics of the exposure events are documented, such as ages at exposure and total number of exposed occasions.

Summary

Previous studies have shown that exposure to childhood trauma negatively impacts social cognitive functioning in adulthood. A core social cognitive ability is theory of mind, which supports a person's ability to interpret and understand others' thoughts, feelings, and emotions as well as contribute to cultivating personal relationships and successfully navigating through social interactions and society. To understand how exposure to specific characteristics of childhood trauma affects theory of mind development, we examined a multidimensional model comprised of trauma subtype and age at first trauma exposure in a large, diverse adult sample. Multiple linear regression models revealed that childhood exposure to interpersonal loss, but not child maltreatment, was moderately associated with lower theory of mind. This suggests a bias from less frequent and/or varied social cognitive stimulation and modeling, which may impede theory of mind development and result in lower theory of mind in adulthood. We did not identify any age-dependent effect of first exposure on theory of mind; however, future studies should include additional factors, such as frequency of traumatic incidents and relationship to the offending individual, to further disentangle the impact of trauma features. Null findings in large population-based samples make important contributions to the field by differentiating between evidence from clinical groups and findings in population-based samples, the latter of which may have broader public health implications. Hence, this study highlights the importance of generating and interpreting results across study samples to understand whether findings and subsequent interventional efforts from clinical samples are generalizable to a

larger population. Investigating characteristics of exposure to trauma during childhood with social cognitive domains, such as theory of mind, is key to understanding risk factors for theory of mind deficits and guiding future prevention or intervention efforts.

Supplementary Information The online version contains supplementary material available at <https://doi.org/10.1007/s10578-022-01442-4>.

Acknowledgements The authors thank Susan Landry for her assistance in copyediting this manuscript.

Funding This work was supported, in part, by the National Institute of Mental Health of the National Institutes of Health (ECD, Award Number R01MH113930). The content is solely the responsibility of the authors and does not necessarily represent the official views of the National Institutes of Health.

Data Availability The data and code that support the findings of this study are available from the corresponding author upon request.

Declarations

Conflict of interest The authors declare that they have no conflict of interest.

References

- Crick NR, Dodge KA (1994) A review and reformulation of social information-processing mechanisms in children's social adjustment. *Psychol Bull* 115:74–101. <https://doi.org/10.1037/0033-2909.115.1.74>
- Green MF, Olivier B, Crawley JN et al (2005) Social cognition in schizophrenia: recommendations from the measurement and treatment research to improve cognition in schizophrenia new approaches conference. *Schizophr Bull* 31:882–887. <https://doi.org/10.1093/schbul/sbi049>
- Sergi MJ, Rassovsky Y, Widmark C et al (2007) Social cognition in schizophrenia: relationships with neurocognition and negative symptoms. *Schizophr Res* 90:316–324. <https://doi.org/10.1016/j.schres.2006.09.028>
- Harrington L, Siegert R, McClure J (2005) Theory of mind in schizophrenia: a critical review. *Cogn Neuropsychiatry* 10:249–286. <https://doi.org/10.1080/13546800444000056>
- Kerr N, Dunbar RI, Bentall RP (2003) Theory of mind deficits in bipolar affective disorder. *J Affect Disord* 73:253–259
- Pickup GJ, Frith CD (2001) Theory of mind impairments in schizophrenia: symptomatology, severity and specificity. *Psychol Med* 31:207–220
- Rokita KI, Dauvermann MR, Donohoe G (2018) Early life experiences and social cognition in major psychiatric disorders: a systematic review. *Eur Psychiatry* 53:123–133. <https://doi.org/10.1016/j.eurpsy.2018.06.006>
- Korkmaz B (2011) Theory of mind and neurodevelopmental disorders of childhood. *Pediatr Res* 69:101–108. <https://doi.org/10.1203/PDR.0b013e318212c177>
- Hughes C, Leekam S (2004) What are the links between theory of mind and social relations? Review, reflections and new directions for studies of typical and atypical development. *Soc Dev* 13:590–619. <https://doi.org/10.1111/j.1467-9507.2004.00285.x>
- Miller CA (2006) Developmental relationships between language and theory of mind. *Am J Speech Lang Pathol* 15:142–154. [https://doi.org/10.1044/1058-0360\(2006/014\)](https://doi.org/10.1044/1058-0360(2006/014))
- Catani C, Adenauer H, Keil J et al (2009) Pattern of cortical activation during processing of aversive stimuli in traumatized survivors of war and torture. *Eur Arch Psychiatry Clin Neurosci* 259:340–351. <https://doi.org/10.1007/s00406-009-0006-4>
- Colvert E, Rutter M, Kreppner J et al (2008) Do theory of mind and executive function deficits underlie the adverse outcomes associated with profound early deprivation?: Findings from the English and Romanian adoptees study. *J Abnorm Child Psychol* 36:1057–1068. <https://doi.org/10.1007/s10802-008-9232-x>
- Mrizak J, Trabelsi R, Arous A et al (2016) The relationship between childhood trauma and theory of mind in schizophrenia. *Eur Psychiatry* 33:S259. <https://doi.org/10.1016/j.eurpsy.2016.01.660>
- Pollak SD, Cicchetti D, Hornung K, Reed A (2000) Recognizing emotion in faces: developmental effects of child abuse and neglect. *Dev Psychol* 36:679–688. <https://doi.org/10.1037/0012-1649.36.5.679>
- Moulson MC, Fox NA, Zeanah CH, Nelson CA (2009) Early adverse experiences and the neurobiology of facial emotion processing. *Dev Psychol* 45:17–30. <https://doi.org/10.1037/a0014035>
- Herman JL (1992) Complex PTSD: a syndrome in survivors of prolonged and repeated trauma. *J Trauma Stress* 5:377–391. <https://doi.org/10.1002/jts.2490050305>
- Nazarov A, Frewen P, Parlar M et al (2014) Theory of mind performance in women with posttraumatic stress disorder related to childhood abuse. *Acta Psychiatr Scand* 129:193–201. <https://doi.org/10.1111/acps.12142>
- Quide Y, Ong XH, Mohnke S et al (2017) Childhood trauma-related alterations in brain function during a Theory-of-Mind task in schizophrenia. *Schizophr Res* 189:162–168. <https://doi.org/10.1016/j.schres.2017.02.012>
- Schwarzer N-H, Nolte T, Fonagy P, Gengelmaier S (2021) Mentalizing mediates the association between emotional abuse in childhood and potential for aggression in non-clinical adults. *Child Abuse Negl* 115:105018. <https://doi.org/10.1016/j.chiabu.2021.105018>
- Germine L, Dunn EC, McLaughlin KA, Smoller JW (2015) Childhood adversity is associated with adult theory of mind and social affiliation, but not face processing. *PLoS ONE* 10:e0129612. <https://doi.org/10.1371/journal.pone.0129612>
- Brüne M (2005) Emotion recognition, 'theory of mind', and social behavior in schizophrenia. *Psychiatry Res* 133:135–147. <https://doi.org/10.1016/j.psychres.2004.10.007>
- Kincaid D, Shannon C, Boyd A et al (2018) An investigation of associations between experience of childhood trauma and political violence and theory of mind impairments in schizophrenia. *Psychiatry Res* 270:293–297. <https://doi.org/10.1016/j.psychres.2018.09.052>
- Sheridan MA, McLaughlin KA (2014) Dimensions of early experience and neural development: deprivation and threat. *Trends Cogn Sci* 18:580–585. <https://doi.org/10.1016/j.tics.2014.09.001>
- Crawford KM, Choi K, Davis KA et al (2020) Exposure to early childhood maltreatment and its effect over time on social cognition. *Dev Psychopathol*. <https://doi.org/10.1017/S095457942000139X>
- Amato PR, Anthony CJ (2014) Estimating the effects of parental divorce and death with fixed effects models. *J Marriage Fam* 76:370–386. <https://doi.org/10.1111/jomf.12100>
- Mireault GC, Bond LA (1992) Parental death in childhood: perceived vulnerability, and adult depression and anxiety. *Am J Orthopsychiatry* 62:517–524. <https://doi.org/10.1037/h0079371>
- Dunn EC, McLaughlin KA, Slopen N et al (2013) Developmental timing of child maltreatment and symptoms of depression and

- suicidal ideation in young adulthood: results from the National Longitudinal Study of Adolescent Health. *Depress Anxiety* 30:955–964. <https://doi.org/10.1002/da.22102>
28. Knudsen EI (2004) Sensitive periods in the development of the brain and behavior. *J Cogn Neurosci* 16:1412–1425. <https://doi.org/10.1162/0898929042304796>
 29. Hurford JR (1991) The evolution of the critical period for language acquisition. *Cognition* 40:159–201. [https://doi.org/10.1016/0010-0277\(91\)90024-X](https://doi.org/10.1016/0010-0277(91)90024-X)
 30. Röder B, Ley P, Shenoy BH et al (2013) Sensitive periods for the functional specialization of the neural system for human face processing. *Proc Natl Acad Sci USA* 110:16760. <https://doi.org/10.1073/pnas.1309963110>
 31. Ruben RJ (1999) A time frame of critical/sensitive periods of language development. *Indian J Otolaryngol Head Neck Surg* 51:85–89. <https://doi.org/10.1007/BF02996542>
 32. Humphreys K, Weisner C (2000) Use of exclusion criteria in selecting research subjects and its effect on the generalizability of alcohol treatment outcome studies. *AJP* 157:588–594. <https://doi.org/10.1176/appi.ajp.157.4.588>
 33. Khan AY, Preskorn SH, Baker B (2005) Effect of study criteria on recruitment and generalizability of the results. *J Clin Psychopharmacol* 25:271–275
 34. Germine L, Nakayama K, Duchaine BC et al (2012) Is the Web as good as the lab? Comparable performance from Web and lab in cognitive/perceptual experiments. *Psychon Bull Rev* 19:847–857. <https://doi.org/10.3758/s13423-012-0296-9>
 35. Dodell-Feder D, Saxena A, Rutter L, Germine L (2019) The network structure of schizotypal personality traits in a population-based sample. *Schizophr Res* 208:258–267. <https://doi.org/10.1016/j.schres.2019.01.046>
 36. Halberda J, Ly R, Wilmer JB et al (2012) Number sense across the lifespan as revealed by a massive Internet-based sample. *Proc Natl Acad Sci USA* 109:11116. <https://doi.org/10.1073/pnas.1200196109>
 37. Hartshorne JK, Germine LT (2015) When does cognitive functioning peak? The asynchronous rise and fall of different cognitive abilities across the life span. *Psychol Sci* 26:433–443. <https://doi.org/10.1177/0956797614567339>
 38. Preti A, Vellante M, Petretto DR (2017) The psychometric properties of the “Reading the Mind in the Eyes” test: an item response theory (IRT) analysis. *Cogn Neuropsychiatry* 22:233–253. <https://doi.org/10.1080/13546805.2017.1300091>
 39. Baron-Cohen S, Bowen DC, Holt RJ et al (2015) The “Reading the Mind in the Eyes” test: complete absence of typical sex difference in ~400 men and women with autism. *PLoS ONE* 10:e0136521. <https://doi.org/10.1371/journal.pone.0136521>
 40. Cicchetti D, Rogosch FA, Maughan A et al (2003) False belief understanding in maltreated children. *Dev Psychopathol* 15:1067–1091. <https://doi.org/10.1017/s0954579403000440>
 41. Cutting AL, Dunn J (1999) Theory of mind, emotion understanding, language, and family background: individual differences and interrelations. *Child Dev* 70:853–865. <https://doi.org/10.1111/1467-8624.00061>
 42. Guajardo NR, Snyder G, Petersen R (2009) Relationships among parenting practices, parental stress, child behaviour, and children’s social-cognitive development. *Infant Child Dev* 18:37–60. <https://doi.org/10.1002/icd.578>
 43. Jenkins JM, Astington JW (1996) Cognitive factors and family structure associated with theory of mind development in young children. *Dev Psychol* 32:70–78. <https://doi.org/10.1037/0012-1649.32.1.70>
 44. Yow WQ, Markman EM (2011) Young bilingual children’s heightened sensitivity to referential cues. *Null* 12:12–31. <https://doi.org/10.1080/15248372.2011.539524>
 45. Olderbak S, Wilhelm O, Olaru G et al (2015) A psychometric analysis of the reading the mind in the eyes test: toward a brief form for research and applied settings. *Front Psychol* 6:1503. <https://doi.org/10.3389/fpsyg.2015.01503>
 46. Prevost M, Carrier ME, Chowne G et al (2014) The Reading the Mind in the Eyes test: validation of a French version and exploration of cultural variations in a multi-ethnic city. *Cogn Neuropsychiatry* 19:189–204. <https://doi.org/10.1080/13546805.2013.823859>
 47. White IR, Carlin JB (2010) Bias and efficiency of multiple imputation compared with complete-case analysis for missing covariate values. *Stat Med* 29:2920–2931. <https://doi.org/10.1002/sim.3944>
 48. Insel TR (2014) The NIMH Research Domain Criteria (RDoC) project: precision medicine for psychiatry. *AJP* 171:395–397. <https://doi.org/10.1176/appi.ajp.2014.14020138>
 49. Baron-Cohen S, Wheelwright S, Hill J et al (2001) The “Reading the Mind in the Eyes” Test revised version: a study with normal adults, and adults with Asperger syndrome or high-functioning autism. *J Child Psychol Psychiatry* 42:241–251
 50. Bora E, Vahip S, Gonul AS et al (2005) Evidence for theory of mind deficits in euthymic patients with bipolar disorder. *Acta Psychiatr Scand* 112:110–116. <https://doi.org/10.1111/j.1600-0447.2005.00570.x>
 51. Kinderman P, Dunbar R, Bentall RP (1998) Theory-of-mind deficits and causal attributions. *Br J Psychol* 89:191–204. <https://doi.org/10.1111/j.2044-8295.1998.tb02680.x>
 52. Shamay-Tsoory SG, Harari H, Aharon-Peretz J, Levkovitz Y (2010) The role of the orbitofrontal cortex in affective theory of mind deficits in criminal offenders with psychopathic tendencies. *Cortex* 46:668–677. <https://doi.org/10.1016/j.cortex.2009.04.008>
 53. Hardt J, Rutter M (2004) Validity of adult retrospective reports of adverse childhood experiences: review of the evidence. *J Child Psychol Psychiatry* 45:260–273
 54. Connelly CD, Newton RR, Aarons GA (2005) A psychometric examination of English and Spanish versions of the Revised Conflict Tactics Scales. *J Interpers Violence* 20:1560–1579. <https://doi.org/10.1177/0886260505280341>
 55. Wittchen HU (1994) Reliability and validity studies of the WHO-Composite International Diagnostic Interview (CIDI): a critical review. *J Psychiatr Res* 28:57–84
 56. Briere J, Rickards S (2007) Self-awareness, affect regulation, and relatedness: differential sequels of childhood versus adult victimization experiences. *J Nerv Ment Dis* 195(6):497–503
 57. Cloitre M, Garvert DW, Brewin CR et al (2013) Evidence for proposed ICD-11 PTSD and complex PTSD: a latent profile analysis. *Eur J Psychotraumatol*. <https://doi.org/10.3402/ejpt.v4i0.20706>
 58. De Bellis MD, Zisk A (2014) The biological effects of childhood trauma. *Child Adolesc Psychiatr Clin N Am* 23:185–vii. <https://doi.org/10.1016/j.chc.2014.01.002>
 59. Kaplow JB, Widom CS (2007) Age of onset of child maltreatment predicts long-term mental health outcomes. *J Abnorm Psychol* 116:176. <https://doi.org/10.1037/0021-843X.116.1.176>
 60. Vaughn-Coaxum RA, Wang Y, Kiely J et al (2018) Associations between trauma type, timing, and accumulation on current coping behaviors in adolescents: results from a large, population-based sample. *J Youth Adolesc* 47:842–858. <https://doi.org/10.1007/s10964-017-0693-5>
 61. Dunn J, Brown J (1994) Affect expression in the family, children’s understanding of emotions, and their interactions with others. *Merrill-Palmer Q* 40:120–137
 62. Dunn J, Brown J, Slomkowski C et al (1991) Young children’s understanding of other people’s feelings and beliefs: individual differences and their antecedents. *Child Dev* 62:1352–1366. <https://doi.org/10.1111/j.1467-8624.1991.tb01610.x>

63. Dakil SR, Cox M, Lin H, Flores G (2011) Racial and ethnic disparities in physical abuse reporting and child protective services interventions in the United States. *J Natl Med Assoc* 103:926–931. [https://doi.org/10.1016/S0027-9684\(15\)30449-1](https://doi.org/10.1016/S0027-9684(15)30449-1)
64. Kim H, Drake B (2018) Child maltreatment risk as a function of poverty and race/ethnicity in the USA. *Int J Epidemiol* 47:780–787. <https://doi.org/10.1093/ije/dyx280>
65. Whaley AL (1998) Racism in the provision of mental health services: a social-cognitive analysis. *Am J Orthopsychiatry* 68:47–57. <https://doi.org/10.1037/h0080269>
66. Greenland S (2003) Quantifying biases in causal models: classical confounding vs collider-stratification bias. *Epidemiology* 14:300–306
67. Devine RT, Hughes C (2018) Family correlates of false belief understanding in early childhood: a meta-analysis. *Child Dev* 89:971–987. <https://doi.org/10.1111/cdev.12682>
68. van Buuren S, Groothuis-Oudshoorn K (2011) mice: multivariate imputation by chained equations in R. *J Stat Soft* 45:1–67. <https://doi.org/10.18637/jss.v045.i03>
69. Dunn EC, Crawford KM, Soare TW et al (2018) Exposure to childhood adversity and deficits in emotion recognition: results from a large, population-based sample. *J Child Psychol Psychiatry* 59:845–854. <https://doi.org/10.1111/jcpp.12881>
70. Oakley BFM, Brewer R, Bird G, Catmur C (2016) Theory of mind is not theory of emotion: a cautionary note on the Reading the Mind in the Eyes Test. *J Abnorm Psychol* 125:818–823. <https://doi.org/10.1037/abn0000182>
71. Barzilay R, White LK, Calkins ME et al (2018) Sex-specific association between high traumatic stress exposure and social cognitive functioning in youths. *Biol Psychiatry Cogn Neurosci Neuroimaging* 3:860–867. <https://doi.org/10.1016/j.bpsc.2018.06.002>
72. Keyes KM, Eaton NR, Krueger RF et al (2012) Childhood maltreatment and the structure of common psychiatric disorders. *Br J Psychiatry* 200:107–115. <https://doi.org/10.1192/bjp.bp.111.093062>
73. Székely E, Tiemeier H, Jaddoe VWV et al (2014) Associations of internalizing and externalizing problems with facial expression recognition in preschoolers: the generation R study. *Soc Dev* 23:611–630. <https://doi.org/10.1111/sode.12070>
74. Ellis BJ, Abrams LS, Masten AS et al (2022) Hidden talents in harsh environments. *Dev Psychopathol* 34:95–113. <https://doi.org/10.1017/S0954579420000887>
75. Dunn EC, Busso DS, Raffeld MR et al (2016) Does developmental timing of exposure to child maltreatment predict memory performance in adulthood? Results from a large, population-based sample. *Child Abuse Negl* 51:181–191. <https://doi.org/10.1016/j.chiabu.2015.10.014>
76. Dunn EC (2018) Childhood adversity as a plasticity factor that modifies the association between subsequent life experience and psychopathology. *JAMA Netw Open* 1:e185358. <https://doi.org/10.1001/jamanetworkopen.2018.5358>
77. Ellwood-Lowe ME, Whitfield-Gabrieli S, Bunge SA (2020) What is an adaptive pattern of brain activity for a child? It depends on their environment. 2020.05.29.124297
78. Baldwin JR, Reuben A, Newbury JB, Danese A (2019) Agreement between prospective and retrospective measures of childhood maltreatment: a systematic review and meta-analysis. *JAMA Psychiatry* 76:584–593. <https://doi.org/10.1001/jamapsychiatry.2019.0097>
79. van der Kolk BA (2005) Developmental toward a rational diagnosis for children with complex trauma histories. *Psychiatr Ann* 35:8. <https://doi.org/10.3928/00485713-20050501-06>
80. Manly JT, Kim JE, Rogosch FA, Cicchetti D (2001) Dimensions of child maltreatment and children's adjustment: contributions of developmental timing and subtype. *Dev Psychopathol* 13:759–82

Publisher's Note Springer Nature remains neutral with regard to jurisdictional claims in published maps and institutional affiliations.

Springer Nature or its licensor holds exclusive rights to this article under a publishing agreement with the author(s) or other rightsholder(s); author self-archiving of the accepted manuscript version of this article is solely governed by the terms of such publishing agreement and applicable law.

Associations between childhood psychological trauma type and timing on Theory of Mind in adults: Results from a large, diverse sample

Study Procedure

The following instructions were shown to participants before starting the Reading the Mind in the Eyes test.

Instructions: This experiment will investigate your ability to read emotion from the eyes. You will be shown a pair of eyes with four emotion labels around it. You are to select which one of the four emotions corresponds to the emotion that the eyes are showing. Please provide one best answer for each item. You can take as much time as you need to think about each item, but please do not take breaks during the test. There is one practice item followed by 36 test items.

Coding Childhood Trauma

Specific event trauma exposure. To derive the variables for analysis, we proceeded in several steps. First, we coded participants as exposed versus unexposed for each trauma type: (1) domestic violence, (2) physical abuse, (3) fear of abuse, (4) verbal abuse, and (5) sexual abuse, (6) parental death, (7) parental divorce, (8) parental imprisonment or incarceration of a parent or caregiver (see **below** for wording of these specific items). For items 1-4 (which captured types of child maltreatment), participants could respond with one of the following options: “often,” “sometimes,” “rarely,” “never,” “I don’t know,” or “I’d rather not say.” For items 5-8 (which captured types of interpersonal loss), participants could respond with one of the following options: “yes,” “no,” “I don’t know,” or “I’d rather not say.” Participants were coded as exposed to each type if they answered “often,” “sometimes,” or “rarely” to items 1-4 or “yes” to items 5-8. Participants were coded as unexposed if they responded “never” to items 1-4 or “no” to items 5-8. For a more conservative approach, participants that answered “I’d rather not say” or “I don’t know” to any item were coded as missing for the respective trauma type due to the inability to ascertain the reason for their response. Missing age data was determined if participants had an affirmative answer (“often,” “sometimes,” “rarely,” or “yes”), but did not report an age at first exposure to the trauma for of the aforementioned items. Participants with missing age data were included in the analysis of trauma type but dropped from the analysis, which examined potential time-dependent effects of trauma exposure. There was not enough information to impute their age of exposure. Prevalence coding differed from a previous study that used the same dataset by Germine (2015) as participant responses of “rarely” were coded as exposed in the current study to capture a broader range of exposure events. Additionally, here we coded “I’d rather not say” and “I don’t know” as missing, whereas Germine (2015) coded these responses as not exposed.

Child maltreatment. Exposure to any child maltreatment was determined by at least one affirmative response to any of the five items: (1) domestic violence, (2) physical abuse, (3) fear of abuse, (4) verbal abuse, and (5) sexual abuse. The earliest age at first exposure to child maltreatment was determined by the youngest reported age for any of the five items.

Interpersonal loss. Exposure to interpersonal loss was determined by affirmative responses (“yes”) to three items, which asked about participants experiences with: (1) parental death, (2) parental divorce, (3) parental imprisonment or incarceration of a parent or caregiver (see below for specific items). The youngest reported age determined the earliest age at first exposure to interpersonal loss for any of the three items.

Any trauma exposure. Exposure to any trauma was determined by combining participants’ responses to child maltreatment and interpersonal loss. Participants who had at least one affirmative response to any item were coded as exposed to any trauma. The earliest age at first exposure to any trauma was determined by the youngest reported age for any of the eight items.

TestMyBrain Childhood Experiences Questionnaire

In this section, we present an abridged version of the childhood experiences survey used in the current study to collect various sociodemographic information and assess participants’ exposure to childhood trauma.

Please answer each of the following questions about experiences that may or may not have happened to you when you were a child or adolescent. Each question is about experiences you may have had **from the time you were born until you were 18 years old.**

1. What is the highest degree your *mother* earned?
 - High school diploma or certificate
 - Bachelor’s degree
 - Master’s degree
 - Doctorate
 - Professional (MD, JD, DDS, etc.)
 - Less than high school
 - None of the above
 - I don’t know
 - I’d rather not say
2. What is the highest degree your *father* earned?
 - High school diploma or certificate
 - Bachelor’s degree
 - Master’s degree
 - Doctorate
 - Professional (MD, JD, DDS, etc.)
 - Less than high school
 - None of the above
 - I don’t know
 - I’d rather not say
3. Compared to the other families in the same country or part of the country, what was your family’s income?
 - Much lower than the average household

- Somewhat lower than the average household
- Similar to the average household
- Somewhat higher than the average household
- Much higher than the average household
- I don't know
- I'd rather not say

Child Maltreatment Trauma Types

1. Violence between Caregivers

- a. When you were a child or adolescent, how often did your parents or other caregivers push, grab, or throw something at each other?
 - Often
 - Sometimes
 - Rarely
 - Never
 - I don't know
 - I'd rather not say
 - i. If yes, how old were you **the first time** this happened? Please select your age in years
 - _ years (integer between 0 and 18)
 - I don't know
 - I'd rather not say
- b. When you were a child or adolescent, how often did your parents or other caregivers kick, bite, or hit each other?
 - Often
 - Sometimes
 - Rarely
 - Never
 - I don't know
 - I'd rather not say
 - i. If yes, how old were you **the first time** this happened
Please select your age in years
 - _ years (integer between 0 and 18)
 - I don't know
 - I'd rather not say

2. Physical Abuse

- a. When you were a child or adolescent, how often did a parent or other caregiver push, grab, or throw something at you?
 - Often
 - Sometimes
 - Rarely
 - Never
 - I don't know
 - I'd rather not say
 - i. If yes, how old were you **the first time** this happened?

Please select your age in years

- _ years (integer between 0 and 18)
 I don't know
 I'd rather not say

b. When you were a child or adolescent, how often did a parent or other caregiver kick, bite, or hit you?

- Often
 Sometimes
 Rarely
 Never
 I don't know
 I'd rather not say

i. If yes, how old were you **the first time** this happened?

Please select your age in years

- _ years (integer between 0 and 18)
 I don't know
 I'd rather not say

c. When you were a child or adolescent, how often did a parent or other caregiver hit you so hard that you had bruises, marks or were injured?

- Often
 Sometimes
 Rarely
 Never
 I don't know
 I'd rather not say

i. If yes, how old were you **the first time** this happened?

Please select your age in years

- _ years (integer between 0 and 18)
 I don't know
 I'd rather not say

3. *Fear of Abuse*

a. When you were a child or adolescent, how often did a parent or other caregiver make you fear that you might be physically hurt?

- Often
 Sometimes
 Rarely
 Never
 I don't know
 I'd rather not say

i. If yes, how old were you **the first time** this happened?

Please select your age in years

- _ years (integer between 0 and 18)
 I don't know
 I'd rather not say

4. Sexual Abuse

- a. When you were a child or adolescent, did anyone in your household or another adult touch or fondle you in a sexual way or make you touch their body in a sexual way?
- Yes
 - No
 - I don't know
 - I'd rather not say
- i. If yes, how old were you **the first time** this happened?
Please select your age in years
- _ years (integer between 0 and 18)
 - I don't know
 - I'd rather not say
- b. When you were a child or adolescent, did anyone in your household or another adult attempt to have or actually have oral, anal, or vaginal intercourse with you?
- Yes
 - No
 - I don't know
 - I'd rather not say
- i. If yes, how old were you **the first time** this happened?
Please select your age in years
- _ years (integer between 0 and 18)
 - I don't know
 - I'd rather not say

5. Verbal Abuse

- a. When you were a child or adolescent, how often did a parent or other caregiver swear at you, insult you, or put you down?
- Often
 - Sometimes
 - Rarely
 - Never
 - I don't know
 - I'd rather not say
- i. If yes, how old were you **the first time** this happened?
Please select your age in years
- _ years (integer between 0 and 18)
 - I don't know
 - I'd rather not say

Interpersonal Loss Trauma Types**1. Parental Death**

a. When you were a child or adolescent, did either of your parents die?

Yes

No

I don't know

I'd rather not say

i. If yes, how old were you when this happened?

Please select your age in years

_ years (integer between 0 and 18)

I don't

I'd rather not say

2. Parental Divorce

a. When you were a child or adolescent, did your parents ever separate or get divorced?

Yes

No

I don't know

I'd rather not say

i. If yes, how old were you when this happened?

Please select your age in years

_ years (integer between 0 and 18)

I don't know

I'd rather not say

3. Parental Incarceration

a. When you were a child or adolescent, was either of your parents or another caregiver ever arrested or sent to prison?

Yes

No

I don't know

I'd rather not say

i. If yes, how old were you when this happened?

Please select your age in years

_ years (integer between 0 and 18)

I don't know

I'd rather not say

Figure S1. Sample Selection Flow Chart

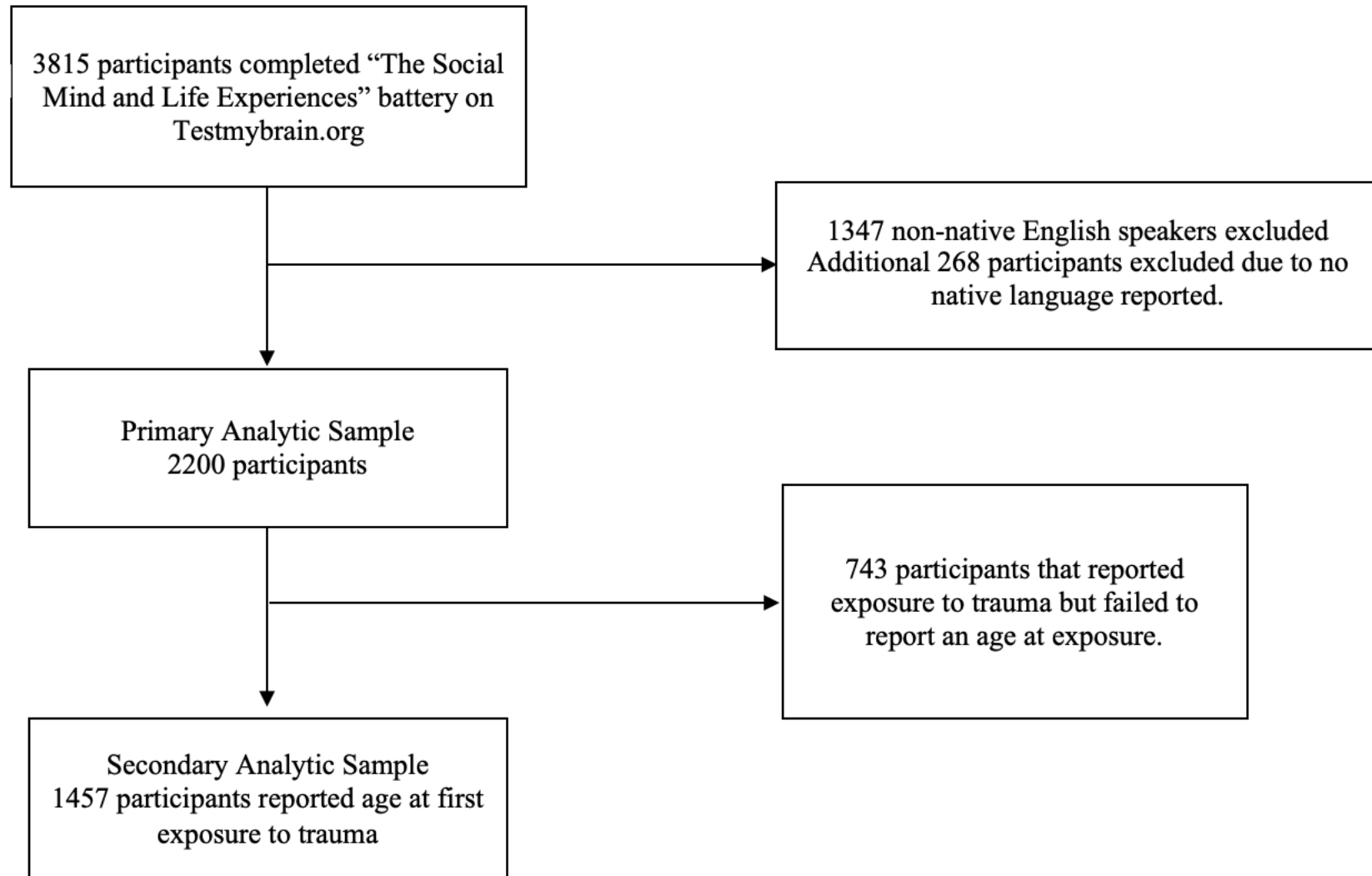


Table S1. Characteristics of the analytic sample (n=2200) compared to individuals excluded from the analyses due to missingness and other exclusion criteria (n=1615).

	Included in analytic sample	Not included in analytic sample	
	N (% ^A)	N (% ^B)	p value ^C
Sex			<0.001
Female	1458 (66.3)	815 (50.5)	
Male	742 (33.7)	800 (49.5)	
Age			<0.001
18-25	919 (41.8)	911 (56.4)	
26-35	539 (24.5)	480 (29.7)	
36-45	293 (13.3)	150 (9.3)	
46-55	253 (11.5)	61 (3.8)	
56+	196 (8.9)	13 (0.8)	
Race/Ethnicity			<0.001
Hispanic	104 (5.2)	191 (19.2)	
White	1637 (81.2)	543 (54.6)	
Black	88 (4.4)	27 (2.7)	
Other	187 (9.3)	233 (23.4)	
NA	184 (8.4)	621 (38.5)	
Education			<0.001
Less than High School	14 (0.7)	15 (1.0)	
High School	309 (14.7)	181 (12.1)	
Some college	813 (38.6)	499 (33.3)	
College degree	523 (24.8)	379 (25.3)	
Masters or higher	448 (21.3)	426 (28.4)	
NA	93 (4.2)	115 (7.1)	

Parental Education			<0.001
Less than High School	126 (6.1)	160 (10.4)	
High School	787 (37.9)	369 (23.9)	
Some college	581 (27.9)	458 (29.6)	
College degree	323 (15.5)	298 (19.3)	
Masters or higher	262 (12.6)	260 (16.8)	
NA	121 (5.5)	70 (4.3)	
Socioeconomic Status			<0.001
Much lower	185 (8.6)	89 (5.7)	
Lower	478 (22.2)	237 (15.1)	
Same	825 (38.3)	656 (41.7)	
Higher	531 (24.6)	506 (32.2)	
Much higher	136 (6.3)	85 (5.4)	
NA	45 (2.0)	42 (2.6)	
Violence between caregivers			0.041
Not exposed	1353 (64.0)	940 (60.6)	
Exposed	762 (36.0)	611 (39.4)	
Physical Abuse			<0.001
Not exposed	971 (44.9)	522 (33.0)	
Exposed	1192 (55.1)	1061 (67.0)	
Fear of Abuse			0.059
Not exposed	1096 (50.6)	749 (47.4)	
Exposed	1071 (49.4)	831 (52.6)	
Sexual Abuse			0.184
Not exposed	1684 (79.7)	1214 (77.9)	
Exposed	428 (20.3)	345 (22.1)	
Verbal Abuse			<0.001

Not exposed	666 (30.7)	574 (36.3)	
Exposed	1500 (69.3)	1006 (63.7)	
Parental Death			0.041
Not exposed	2030 (92.8)	1458 (90.9)	
Exposed	158 (7.2)	146 (9.1)	
Parental Divorce			<0.001
Not exposed	1362 (62.4)	1267 (79.1)	
Exposed	819 (37.6)	334 (20.9)	
Parental Incarceration			<0.001
Not exposed	1899 (88.0)	1496 (93.9)	
Exposed	259 (12.0)	98 (6.1)	

Cell contents include total analytic sample frequency as well as frequency and percent by demographic group and exposure status when provided by the participant.

A: Percentages represent the portion out of the analytic sample (n=2200).

B: Percentages represent the portion out of those excluded from analysis (n=1615).

C: Chi-squared tests were performed to examine whether the distribution of demographic covariates and reported exposure to trauma in the analytic sample was significantly different from the entire sample (n=3815).

Table S2. Chi-Square estimates of covariates for the primary analytic sample (n=2200).

	Gender	Age Group	Race/Ethnicity	Education	Parental Education	Relative SES
Gender	-					
Age Group	20.3 (4)**	-				
Race/Ethnicity	4.3 (3)	50.8 (12)**	-			
Education	21.2 (4)**	229.1 (16)**	42.4 (12)**	-		
Parental Education	1.9 (4)	35.5 (16)*	40.1 (12)**	84.9 (16)**	-	
Relative SES	10.6 (4)*	27.3 (16)*	25.1 (12)*	75.8 (16)**	318.7 (16)**	-

X^2 estimates for covariates. Parentheses contain the number of degrees of freedom.

p-value<0.05*

p-value<0.001**

Table S3. Correlations among individual subtypes of childhood trauma

	Violence between caregivers	Physical Abuse	Fear of Abuse	Sexual Abuse	Verbal Abuse	Parental Death	Parental Divorce	Parental Incarceration
Violence between caregivers	1							
Physical Abuse	0.07	1						
Fear of Abuse	0.22	0.58	1					
Sexual Abuse	0.01	0.26	0.34	1				
Verbal Abuse	0.04	0.24	0.30	0.70	1			
Parental Death	0.10	0.17	0.28	0.66	0.79	1		
Parental Divorce	0.16	0.19	0.23	0.31	0.33	0.34	1	
Parental Incarceration	0.09	0.49	0.54	0.56	0.57	0.58	0.30	1

Cell contents include tetrachoric correlation values for the analytic sample (n=1829). Because there is currently no established method to generate p-values for tetrachoric correlations, we did not report statistical significance.

Table S4. Results of linear regression models examining interactions between exposure to trauma and gender on RMET

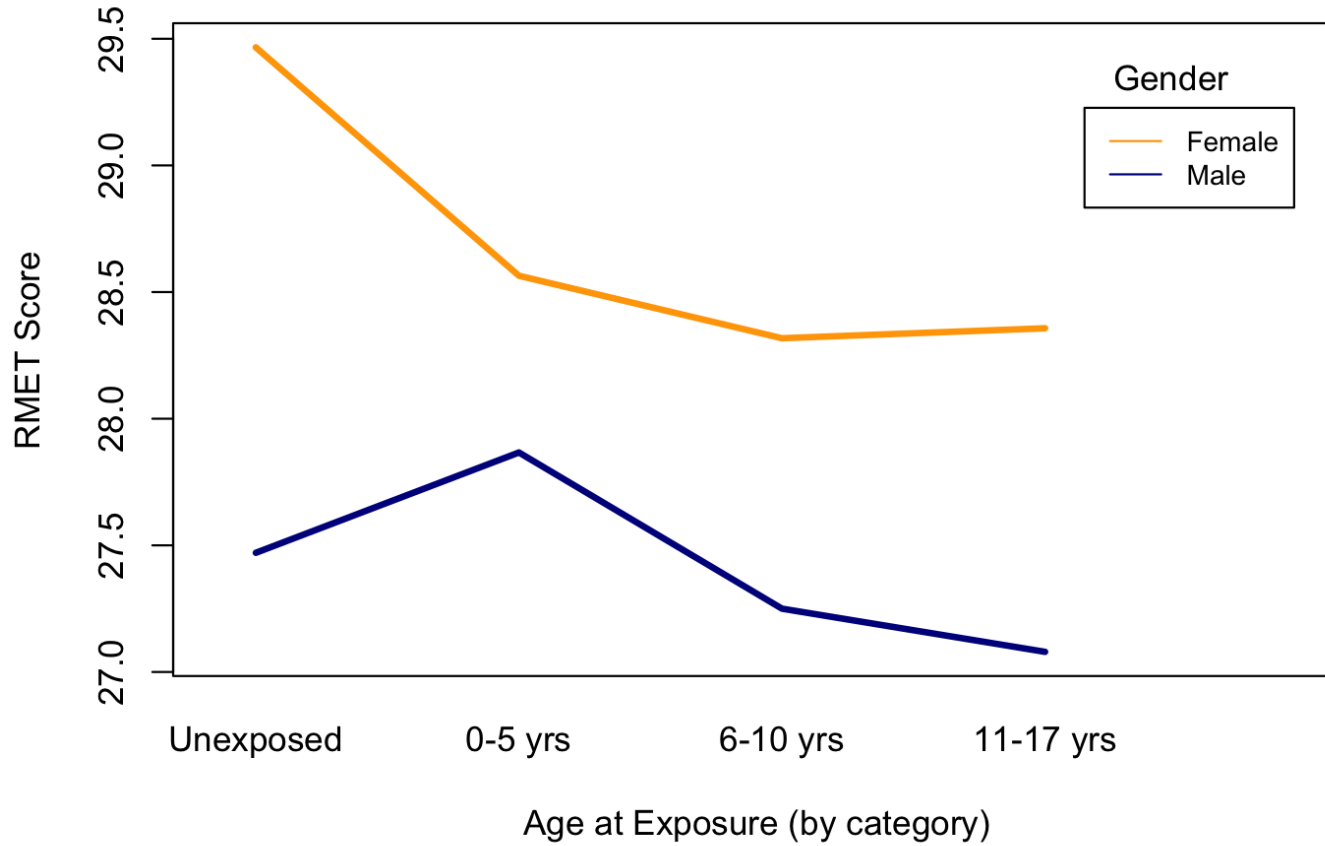
	Any Trauma				Maltreatment				Interpersonal loss			
	Beta	LL	UL	p-value	Beta	LL	UL	p-value	Beta	LL	UL	p-value
Model 3												
Exposure to any trauma	-0.76	-1.37	-0.14	0.016	-0.50	-1.05	0.05	0.076	-0.41	-0.84	0.01	0.058
Gender (Male)	-2.01	-2.94	-1.07	<0.001	-1.64	-2.45	-0.83	<0.001	-1.15	-1.62	-0.69	<0.001
Exposure to any trauma x Male	1.22	0.22	2.26	0.017	0.85	-0.07	1.77	0.069	0.47	-0.19	1.22	0.152
Model 4												
Ages 0-5	-0.63	-1.28	0.03	0.060	-0.20	-0.82	0.43	0.533	-0.59	-1.17	0.00	0.050
Ages 6-10	-0.87	-1.60	-0.15	0.018	-0.72	-1.41	-0.03	0.041	-0.16	-0.82	0.51	0.647

Ages 11-17	-0.93	-1.75	-0.10	0.028	-0.84	-1.70	0.03	0.060	-0.40	-1.03	0.23	0.214
Gender (Male)	-2.01	-2.94	-1.07	<0.001	-1.61	-2.42	-0.79	<0.001	-1.15	-1.61	-0.68	<0.001
Ages 0-5 x Male	1.46	0.37	2.55	0.009	0.56	-0.51	1.62	0.307	1.25	0.28	2.22	0.011
Ages 6-10 x Male	0.96	-0.28	2.20	0.130	1.11	-0.07	2.29	0.065	-0.11	-1.28	1.07	0.861
Ages 11-17 x Male	0.93	-0.45	2.30	0.186	1.17	-0.29	2.64	0.116	-0.04	-1.08	0.99	0.939

Model 3 is the gender-based association between trauma type (exposed versus unexposed) and Reading the Mind in the Eyes test (RMET) score in the primary analytic sample (n=2200). Model 4 is the gender-based association between the trauma type by age group of first exposure and RMET score in the secondary analytic sample (n=1457). In this model, the referent group was those never exposed to any trauma.

Maltreatment trauma types include: domestic violence, physical abuse, fear of abuse, sexual abuse, and verbal abuse. Interpersonal loss types include: parental death, parental divorce, and parental incarceration. Cell entries are the betas, confidence intervals, and p-values examining the effect of each traumatic event. LL refers to lower confidence level. UL refers to upper confidence level.

Figure S2. Examining the interaction between trauma exposure timing and gender on RMET (n=1749)



To increase interpretability, we plot as a line graph, though these data are not longitudinal and should not be interpreted as such. The group size of Age at Exposure varied for male and females: unexposed (102, 191); 0-5 yrs (255, 558); 6-10 yrs (124, 277); 11-17 yrs (88, 154).

Table S5. Results of linear regression models examining exposure to individual subtypes of trauma on RMET

Exposed vs. Unexposed	Age at exposure (category)		
	Ages 0-5	Ages 6-10	Ages 11-17

Trauma exposure	Beta	LL	UL	p-value	Beta	LL	UL	p-value	Beta	LL	UL	p-value	Beta	LL	UL	p-value
Child Maltreatment																
Violence between caregivers	0.02	-0.36	0.40	0.933	0.10	-0.51	0.71	0.755	-0.42	-1.10	0.25	0.219	1.46	0.28	2.64	0.015
Physical abuse	-0.06	-0.42	0.30	0.740	0.10	-0.41	0.62	0.694	-0.15	-0.72	0.43	0.620	-0.21	-0.90	0.49	0.557
Fear of abuse	0.03	-0.32	0.39	0.854	0.29	-0.22	0.80	0.259	-0.30	-0.90	0.29	0.319	-0.07	-0.90	0.76	0.871
Sexual abuse	-0.31	-0.75	0.14	0.175	0.18	-0.58	0.95	0.642	-0.59	-1.25	0.06	0.075	-0.55	-1.30	0.21	0.154
Verbal abuse	-0.27	-0.65	0.12	0.174	-0.29	-0.87	0.29	0.325	-0.20	-0.75	0.36	0.486	-0.44	-1.10	0.22	0.191
Interpersonal Loss																
Parental Death	-0.18	-0.82	0.46	0.579	-1.50	-3.08	0.08	0.062	-0.92	-2.16	0.31	0.144	0.35	-0.57	1.26	0.456
Parental Divorce	-0.03	-0.40	0.33	0.864	0.06	-0.44	0.56	0.814	0.45	-0.18	1.08	0.161	-0.42	-0.95	0.12	0.124
Parental Incarceration	-0.34	-0.88	0.21	0.223	0.50	-0.69	1.69	0.411	-0.41	-1.41	0.59	0.427	-0.58	-1.62	0.47	0.278

Exposed vs. Unexposed is the association between exposure to any trauma type and Reading the Mind in the Eyes score for native English speakers. Age at exposure is the association between trauma type, age at first exposure, and Reading the Mind in the Eyes score, adjusting for covariates. The referent group was those never exposed to any trauma. Maltreatment trauma types include: domestic violence, physical abuse, fear of abuse, sexual abuse, and verbal abuse. Interpersonal loss types include: parental death, parental divorce, and parental incarceration. Cell entries are the betas, confidence intervals, and p-values examining the effect of each traumatic event. LL refers to lower confidence. UL refers to upper confidence. The following covariates were adjusted for all analyses: sex, age, highest attained education, highest attained parental education, race and/or ethnicity, and relative socioeconomic status.